

RUCKUS® T670

Outdoor Wi-Fi 7 (802.11be) Access Point with 9.34 Gbps Data Rate



Benefits

Connect more devices simultaneously

Improve device performance, by enabling more simultaneous device connections with 6 spatial streams (2x2:2 in 2.4GHz, 5GHz, and 6GHz) technology. 9.34 Gbps Combined data rate.

High client density and performance

Provides exceptional end-user experience within large meeting halls, general enterprise spaces, and large classrooms.

BeamFlex+ Adaptive Antenna Technology

For greater speed, fewer errors, and instant bandwidth delivery, RUCKUS BeamFlex+ patented technology offers first-of-its-kind smart antenna technology that maximizes signal coverage, throughput, and network capacity and work with any client. It further increases MIMO diversity gain and maximizes spatial multiplexing potential.

Great Outdoor Wi-Fi

Experience high performance outdoor Wi-Fi 7 with IP-67 weather proofing and multi-gigabit 5 GbE Ethernet port.

5 GbE eliminates bottleneck

Optimized multi-gigabit Wi-Fi performance delivered using the built-in 1/2.5/5GbE port to connect to multi-gigabit switches.

Built-in GPS

Facilitate the deployment of Automated Frequency Coordination (AFC) ensuring adherence to regulatory requirements for 6GHz frequency use.

Multiple management options

Manage the T670 with on premise physical/ virtual appliances and control auto-provisioning for faster deployment and seamless firmware upgrades.

Enhanced Security

The latest Wi-Fi security standard with WPA3 and receive enhanced protection from man-in-the-middle attacks. Adds the power of RUCKUS DPSK3 to WPA3/SAE combining enhanced security with the flexibility and ease of use of dynamic passphrase to secure network access.

More Than Wi-Fi

Support solutions beyond Wi-Fi with RUCKUS AI, RUCKUS One, RUCKUS Cloudpath Enrollment System and onboarding software

Bandwidth-hungry ultra-high definition video, virtual reality, an explosion of new devices and content. With these kinds of demands, organizations in every industry need more from their Wi-Fi. But with hundreds of devices and nonstop wireless noise and interference, busy outdoor spaces can make challenging wireless environments.

The dawn of the Wi-Fi 7 era ushers in a new wave of possibilities. With its groundbreaking advancements in speed, capacity, latency, and reliability, Wi-Fi 7 will transform the way we connect and interact with the digital world.

From seamless streaming of ultra-high-definition content to immersive virtual and augmented reality experiences, Wi-Fi 7 enables applications that were previously unimaginable. Real-time social gaming can reach new heights, allowing for lag-free, competitive multiplayer experiences with unparalleled responsiveness.

Moreover, industries such as hospitality and education can benefit immensely from Wi-Fi 7 low latency and high reliability. Other verticals like, MDUs, large public venues and service providers gain greatly from Wi-Fi 7 unprecedented advancements in speed and capacity.

The RUCKUS T670 is a high-end Wi-Fi 7, tri-band concurrent outdoor AP that delivers 6 spatial streams (2x2:2 in 2.4GHz/5GHz/6GHz or, in dual-band mode, 2x2:2 in 2.4GHz and 4x4:4 in 5GHz) With Multi-Link-Operation (MLO), Preamble Puncturing, 4K QAM Modulation and 320MHz channels. It delivers industry-leading performance environments with a combined data rate of 9.34 Gbps. Furthermore, a 5 Gbps Ethernet port eliminates wired backhaul bottleneck for full use of available Wi-Fi capacity.

The T670 addresses the increasing client demands in transit hubs, stadiums, conference centers, and other high traffic outdoor spaces. It is the perfect choice for data-intensive streaming multimedia applications like 4K/8K video transmissions, while supporting latency sensitive voice and data applications with stringent quality-of-service requirements.

The T670, with built-in RUCKUS exclusive technology, dramatically improves network performance through a combination of patented wireless innovations and learning algorithms that includes:

- **Airtime Decongestion:** Increases average network throughput in heavily congested environments
- **Transient Client management:** Reduces interference traffic from unconnected Wi-Fi devices
- **BeamFlex® + Adaptive Antennas:** Extended coverage range and optimized throughput with patented dynamic multi-directional antennas and radio patterns and work with any client.

Whether you are deploying ten or ten thousand APs, the T670 is also easy to manage through RUCKUS multiple management options including cloud based and on premises controllers.

RUCKUS® T670

Outdoor Wi-Fi 7 (802.11be) Access Point with 9.34 Gbps Data Rate



RUCKUS BeamFlex® Smart Adaptive Antenna



RUCKUS® T670

Outdoor Wi-Fi 7 (802.11be) Access Point with 9.34 Gbps Data Rate

Access Point BeamFlex Antenna Pattern

RUCKUS' BeamFlex+ adaptive antennas allow the T670 AP to dynamically choose among a host of antenna patterns (over 4,000 possible combinations) in real-time to establish the best possible connection with every device. This leads to:

- Better Wi-Fi coverage
- Reduced RF interference

Traditional omni-directional antennas, found in generic access points, oversaturate the environment by needlessly radiating RF signals in all directions. In contrast, the RUCKUS BeamFlex+ adaptive antenna directs the radio signals per-device on a packet by-packet basis to optimize Wi-Fi coverage and capacity in real-time to support high device density environments. BeamFlex+ operates without the need for device feedback and hence can benefit even devices using legacy standards.

Figure 1. Example of BeamFlex+ pattern

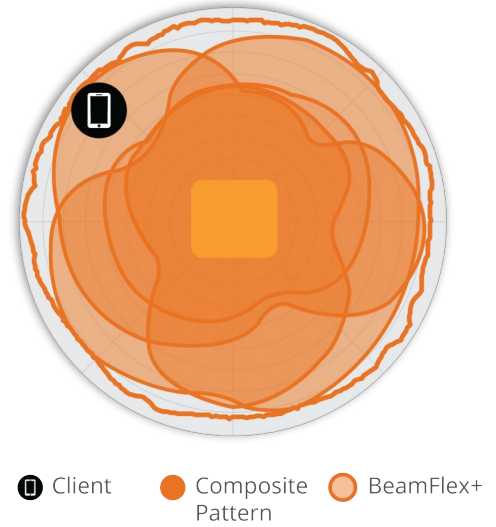


Figure 2. T670 2.4GHz Azimuth Antenna Patterns



Figure 3. T670 5GHz Azimuth Antenna Patterns



Figure 4. T670 6GHz Azimuth Antenna Patterns



Figure 5. T670 2.4GHz Elevation Antenna Patterns



Figure 6. T670 5GHz Elevation Antenna Patterns

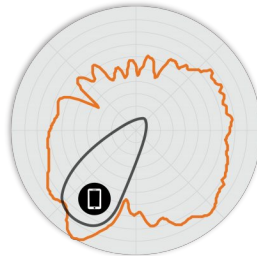
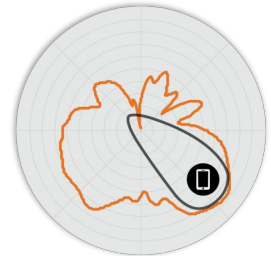


Figure 7. T670 6GHz Elevation Antenna Patterns



Note: The outer trace represents the composite RF footprint of all possible BeamFlex+ antenna patterns, while the inner trace represents one BeamFlex+ antenna pattern within the composite outer trace.

RUCKUS® T670

Outdoor Wi-Fi 7 (802.11be) Access Point with 9.34 Gbps Data Rate

Wi-Fi	
Wi-Fi Standards	<ul style="list-style-type: none"> IEEE 802/11a/b/g/n/ac/ax/be, Wi-Fi 7
Supported Rates	<ul style="list-style-type: none"> 802.11be: 4 to 5765 Mbps 802.11ax: 4 to 4804 Mbps 802.11ac: 6.5 to 866 Mbps 802.11n: 6.5 to 300 Mbps 802.11a/g: 6 to 54 Mbps 802.11b: 1 to 11 Mbps
Supported Channels	<ul style="list-style-type: none"> 2.4GHz: 1-13 5GHz: 36-64, 100-144, 149-165 6GHz: 1-233
MIMO	<ul style="list-style-type: none"> 2x2 SU-MIMO in tri-band mode. 4x4(5GHz) in dual-band 2x2 MU-MIMO in tri-band mode. 4x4(5GHz) in dual-band
Spatial Streams	<ul style="list-style-type: none"> 2 in tri-band mode or 4 in dual-band mode at 5GHz
Radio Chains and Streams	<ul style="list-style-type: none"> 2x2:2 in all 3 bands. 4x4:4(5GHz) in dual-band mode
Channelization	<ul style="list-style-type: none"> 20, 40, 80, 160, 320 MHz
Security	<ul style="list-style-type: none"> WEP, WPA, WPA-PSK, WPA2, WPA2-PSK, WPA3, WPA3-SAE, OWE, PMF (802.11w), Dynamic PSK, DPSK3 WIPS/WIDS. TPM 2.0, Secure Boot
Other Wi-Fi Features	<ul style="list-style-type: none"> WMM, Power Save, Tx Beamforming, LDPC, STBC, 802.11r/k/v, MBO MLO (Multi-link operation), Preamble Puncturing Web Authentication and Guest Access Hotspot, Hotspot 2.0 Captive Portal WISPr

RF	
Antenna Type	<ul style="list-style-type: none"> BeamFlex+ adaptive antennas with polarization diversity Adaptive antenna that provides 4,000+ unique antenna patterns per band
Antenna Gain (max)	<ul style="list-style-type: none"> Up to 4dBi
Peak Transmit Power (Tx port/chain + Combining gain)	<ul style="list-style-type: none"> 2.4GHz: 26dBm 5GHz: 25dBm(2x2). 28dBm(4x4) 6GHz: 25dBm
Frequency Bands	<ul style="list-style-type: none"> ISM (2.4-2.484GHz) U-NII-1 (5.15-5.25GHz) U-NII-2A (5.25-5.35GHz) U-NII-2C (5.47-5.725GHz) U-NII-3 (5.725-5.85GHz) U-NII-5 (5.925-6.425GHz) U-NII-6 (6.425-6.525GHz) U-NII-7 (6.525-6.875GHz) U-NII-8 (6.875-7.125GHz)

2.4GHZ RECEIVE SENSITIVITY (dBm)							
HT20		HT40		VHT20		VHT40	
MCS0	MCS7	MCS0	MCS7	MCS0	MCS7	MCS0	MCS7
-97	-79	-94	-76	-97	-79	-94	-76
HE20/EHT20				HE40/EHT40			
MCS0	MCS7	MCS9	MCS11	MCS0	MCS7	MCS9	MCS11
-97	-79	-74	-68	-94	-76	-71	-65

5GHZ RECEIVE SENSITIVITY (dBm) in 2x2 tri-band mode											
HT20/VHT20				HT40/VHT40				VHT80			
MCS0	MCS7	MCS8	MCS9	MCS0	MCS7	MCS8	MCS9	MCS0	MCS7	MCS8	MCS9
-96	-79	-76	-73	-93	-75	-73	-70	-90	-72	-70	-67
HE20/EHT20			HE40/EHT40			HE80/EHT80			HE160/EHT160		
MCS0	MCS9	MCS13	MCS0	MCS9	MCS13	MCS0	MCS9	MCS13	MCS0	MCS9	MCS13
-96	-73	-61	-93	-70	-58	-90	-67	-55	-87	-64	-52

5GHZ RECEIVE SENSITIVITY (dBm) in 4x4 dual-band mode											
HT20/VHT20				HT40/VHT40				VHT80			
MCS0	MCS7	MCS8	MCS9	MCS0	MCS7	MCS8	MCS9	MCS0	MCS7	MCS8	MCS9
-100	-82	-79	-76	-97	-79	-76	-73	-94	-76	-73	-70
HE20/EHT20			HE40/EHT40			HE80/EHT80			HE160/EHT160		
MCS0	MCS9	MCS13	MCS0	MCS9	MCS13	MCS0	MCS9	MCS13	MCS0	MCS9	MCS13
-100	-76	-64	-97	-73	-61	-94	-70	-58	-91	-67	-55

6GHZ RECEIVE SENSITIVITY (dBm)								
HE20/EHT20			HE40/EHT40			HE80/EHT80		
MCS0	MCS9	MCS13	MCS0	MCS9	MCS13	MCS0	MCS9	MCS13
-96	-73	-61	-93	-70	-58	-90	-67	-55
HE160/EHT160					EHT320			
MCS0	MCS9	MCS11	MCS13	MCS0	MCS9	MCS11	MCS13	
-87	-64	-58	-52	-84	-61	-55	-49	

2.4GHZ TX POWER TARGET (PER CHAIN)	
Rate	Pout (dBm)
MCS0, HT20	22
MCS7, HT20	19
MCS9, VHT20	18
MCS11, HE40	16
MCS13, EHT40	12

5GHZ TX POWER TARGET (PER CHAIN)	
Rate	Pout (dBm)
MCS0, HT40	22
MCS7, HT40	19
MCS9, VHT80	17.5
MCS11, HE160	16
MCS13, EHT160	14

6GHZ TX POWER TARGET (PER CHAIN)	
Rate	Pout (dBm)
MCS0, HT40	22
MCS7, HT40	17.5
MCS9, VHT80	16.5
MCS11, HE160	15
MCS13, EHT320	13

RUCKUS® T670

outdoor Wi-Fi 7 (802.11be) Access Point with 9.34 Gbps Data Rate

POWER CONSUMPTION			
Mode	Power Consumption	System Configuration	Wi-Fi Radios
DC Power	33W	<ul style="list-style-type: none"> 5Gbps Ethernet Enabled 1Gbps Ethernet Enabled GPS Enabled 	2.4GHz (2x2) Tx 22dBm 5GHz (2x2) Tx 22dBm 6GHz (2x2) Tx 22dBm
802.3bt5 PoH, uPoE	33W	<ul style="list-style-type: none"> 5Gbps Ethernet Enabled 1Gbps Ethernet Enabled GPS Enabled 	2.4GHz (2x2) Tx 22dBm 5GHz (2x2) Tx 22dBm 6GHz (2x2) Tx 22dBm
802.3at	25.5W	<ul style="list-style-type: none"> 5Gbps Ethernet Enabled 1Gbps Ethernet Disabled GPS Enabled 	2.4GHz (2x2) Tx 16dBm 5GHz (2x2) Tx 17dBm 6GHz (2x2) Tx 17dBm

PERFORMANCE AND CAPACITY	
Peak PHY Rates	<ul style="list-style-type: none"> 2.4GHz: 689 Mbps 5GHz: 5765 Mbps (4x4:4) or 2882 Mbps (2x2:2) 6GHz: 5765 Mbps
Client Capacity	<ul style="list-style-type: none"> Up to 768 clients per AP
SSID	<ul style="list-style-type: none"> Up to 36 per AP

RUCKUS RADIO MANAGEMENT	
Antenna Optimization	<ul style="list-style-type: none"> BeamFlex+ Polarization Diversity with Maximal Ratio Combining (PD-MRC)
Wi-Fi Channel Management	<ul style="list-style-type: none"> ChannelFly Background Scan Based
Client Density Management	<ul style="list-style-type: none"> Adaptive Band Balancing Client Load Balancing Airtime Fairness Airtime-based WLAN Prioritization
SmartCast Quality of Service	<ul style="list-style-type: none"> QoS-based scheduling, QoS Mirroring Directed Multicast L2/L3/L4 ACLs
Mobility	<ul style="list-style-type: none"> SmartRoam
Diagnostic Tools	<ul style="list-style-type: none"> Spectrum Analysis SpeedFlex

NETWORKING	
Controller Platform Support	<ul style="list-style-type: none"> SmartZone RUCKUS Unleashed* RUCKUS One
Mesh	<ul style="list-style-type: none"> SmartMesh™ wireless meshing technology. Self-healing Mesh in 2.4 GHz, 5GHz, and 6GHz
IP	<ul style="list-style-type: none"> IPv4, IPv6, dual-stack
VLAN	<ul style="list-style-type: none"> 802.1Q (1 per BSSID or dynamic per user based on RADIUS) VLAN Pooling Port-based
802.1x	<ul style="list-style-type: none"> Authenticator & Supplicant
Tunnel	<ul style="list-style-type: none"> GRE, Soft-GRE
Policy Management Tools	<ul style="list-style-type: none"> Application Recognition and Control Access Control Lists Device Fingerprinting Rate Limiting URL Filtering

PHYSICAL INTERFACES	
Ethernet	<ul style="list-style-type: none"> One 100M/1/2.5/5GbE Ethernet (PoE) port and one 10M/100M/1GbE Ethernet port Power over Ethernet (802.3af/at/bt) with Category 5e (or better) cable LLDP support
DC Power	<ul style="list-style-type: none"> 48V DC Terminal Block

PHYSICAL CHARACTERISTICS	
Physical Size	<ul style="list-style-type: none"> 24.8cm (L), 23.8cm (W), 10.8cm (H) 9.8in (L) x 9.4in (W) x 4.3in (H)
Weight	<ul style="list-style-type: none"> 2.8kg 5lbs
Mounting	<ul style="list-style-type: none"> Wall Mount, Pole Mount, Flat Surface. Bracket included in the box
Operating Temperature	<ul style="list-style-type: none"> -40°C (-40°F) to 65°C (145°F)
Operating Humidity	<ul style="list-style-type: none"> Up to 95%, non-condensing
Wind Survivability	<ul style="list-style-type: none"> 165 Miles Per Hour

Product owner is responsible to abide by the country of deployment spectrum regulations when configuring and deploying this product/device.

The 6GHz band is enabled in countries where it is authorized by the local regulations. AP operates as per local regulations via country regulatory domain, otherwise 6GHz radio is disabled. Once this product is certified to operate in a particular country the 6GHz band may be enabled with a future software release..

* Expected in a future software release

RUCKUS® T670

outdoor Wi-Fi 7 (802.11be) Access Point with 9.34 Gbps Data Rate

CERTIFICATIONS AND COMPLIANCE	
Wi-Fi Alliance ¹	<ul style="list-style-type: none">• Wi-Fi CERTIFIED™ a, b, g, n, ac, ax, be (Wi-Fi 6, Wi-Fi 7)• Passpoint®, Vantage
Standards Compliance ²	<ul style="list-style-type: none">• IEC/EN/UL 60950-1 Safety• IEC/EN/UL 62368-1 Safety• EN 60601-1-2 Medical• EN 61000-4-2/3/5 Immunity• EN 50121-1 Railway EMC• EN 50121-4 Railway Immunity• IEC 61373 Railway Shock & Vibration• EN 62311 Human Safety/RF Exposure• WEEE & RoHS• ISTA 2A Transportation

SOFTWARE AND SERVICES	
Cloud Based Services	<ul style="list-style-type: none">• RUCKUS One
Network Analytics	<ul style="list-style-type: none">• RUCKUS AI (Formerly known as RUCKUS Analytics)
Security and Policy	<ul style="list-style-type: none">• Cloudpath

ORDERING INFORMATION	
901-T670-XX01	<ul style="list-style-type: none">• RUCKUS T670 Wi-Fi 7 tri-band outdoor wireless Access Point with 2x2:2 (2.4GHz) + 2x2:2 (5GHz) + 2x2:2 (6GHz). Wi-Fi 7 in all three bands. 6GHz SP mode support with AFC. Software configurable to 2x2 (2.4GHz) + 4x4 (5GHz) dual-band mode. BeamFlex+, one 5/2.5/1-Gigabit Ethernet backhaul, one 1-Gigabit port, PoH/uPoE/ 802.3bt PoE support, TPM 2.0, and Secure Boot. Built-in GPS Power adapter not included. Includes one year limited warranty. Mounting brackets included.

See RUCKUS price list for country-specific ordering information.

Warranty: Sold with a one year limited warranty.

For details see: <http://support.ruckuswireless.com/warranty>.

OPTIONAL ACCESSORIES	
902-1180-XX00	<ul style="list-style-type: none">• Multigigabit PoE injector (2.5/5/10)-BaseT PoE port, 60W
902-0125-0000	<ul style="list-style-type: none">• Secure Articulating Mounting Bracket
902-0134-0000	<ul style="list-style-type: none">• Secure Articulating Mounting Bracket with 10° increment
902-0183-0000	<ul style="list-style-type: none">• Spare cable gland for weathering the RJ45 port, outdoor AP

PLEASE NOTE: When ordering APs, you must specify the destination region by indicating -US, -WW, or -Z2 instead of XX. When ordering PoE injectors or power supplies, you must specify the destination region by indicating -US, -EU, -AU, -BR, -CN, -IN, -JP, -KR, -SA, -UK, or -UN instead of -XX. For access points, -Z2 applies to the following countries: Algeria, Egypt, Israel, Morocco, Tunisia, and Vietnam.

¹ For complete list of WFA certifications, please see Wi-Fi Alliance website.

² For current certification status, please see price list.

About RUCKUS Networks

RUCKUS Networks builds and delivers purpose-driven networks that perform in the demanding environments of the industries we serve. Together with our network of trusted go-to-market partners, we empower our customers to deliver exceptional experiences to the guests, students, residents, citizens and employees who count on them.

www.ruckusnetworks.com

Visit our website or contact your local RUCKUS representative for more information.

© 2024 CommScope, LLC. All rights reserved.

All trademarks identified by ™ or ® are trademarks or registered trademarks in the US and may be registered in other countries. All product names, trademarks and registered trademarks are property of their respective owners. This document is for planning purposes only and is not intended to modify or supplement any specifications or warranties relating to CommScope products or services.

RUCKUS®
COMMSCOPE